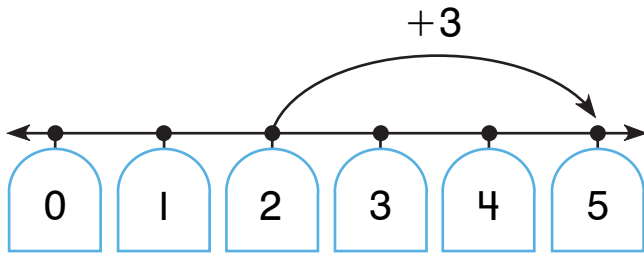


# Recording Jumps as Addition and Subtraction

NCTM Standards 1, 2, 6, 7, 9, 10

Find the missing jumps and numbers.

1.

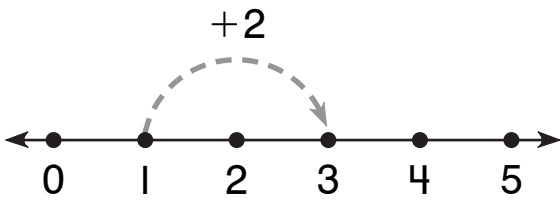


|   |
|---|
| 2 |
|---|

|    |
|----|
| +3 |
|----|

|   |
|---|
| 5 |
|---|

2.

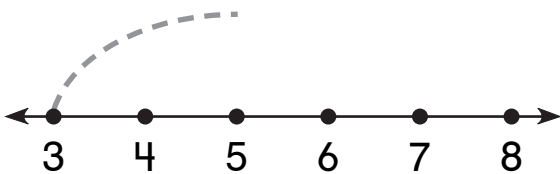


|   |
|---|
| 1 |
|---|

|    |
|----|
| +2 |
|----|

|  |
|--|
|  |
|--|

3.



|   |
|---|
| 3 |
|---|

|    |
|----|
| +4 |
|----|

|  |
|--|
|  |
|--|



**NOTE:** Your child is learning to connect addition and subtraction with jumps on a number line. A jump forward is addition. A jump backward is subtraction.

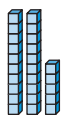


5



XXV

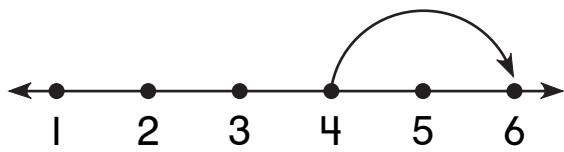
twenty-five



25

Find the missing numbers.

4.

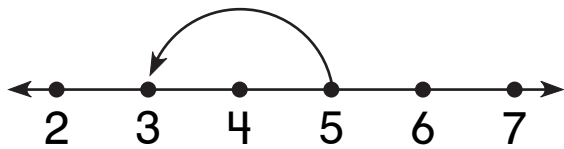


4

○

6

5.



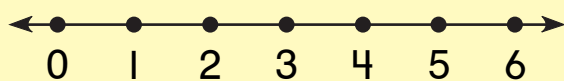
5

- 2

□

## Problem Solving

6. Draw the jump.  
Find the missing number.



□

+ 4

6