





# Introducing the Cross Number Puzzle

NCTM Standards 1, 2, 3, 6, 8, 9, 10

What numbers are missing?



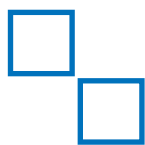



1.

	LARGE	small
Green		
Blue		



➔

	LARGE	small
Green		3
Blue		







2.

		
LARGE		
small		



➔

		
LARGE		
small		

3.

	LARGE	small
		
		

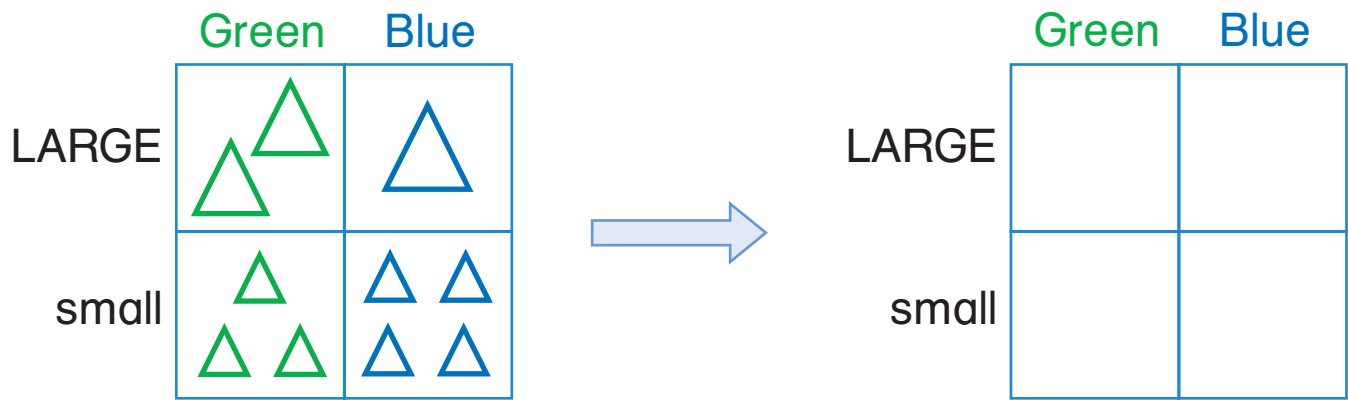
➔

	LARGE	small
		
		

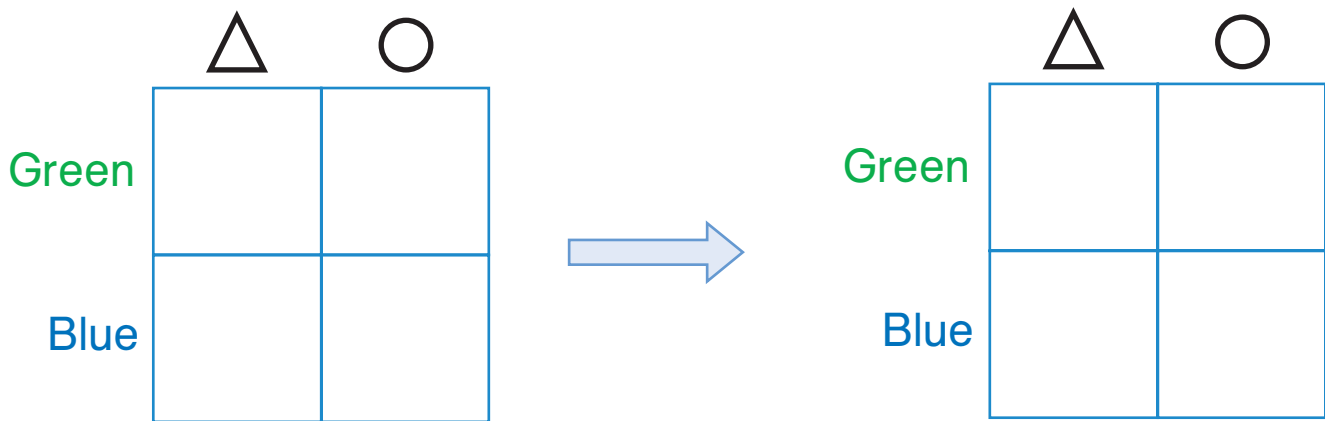


**NOTE:** Your child is learning to sort shapes, count them, and record the numbers in a table. This prepares children for exploring addition and subtraction in later lessons.

4. What numbers are missing?



5. Make your own.



### Challenge

6. What figures are missing?

