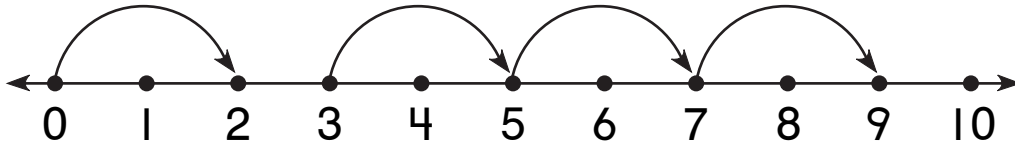


Identifying Rules

NCTM Standards 1, 2, 6, 7, 8, 9, 10

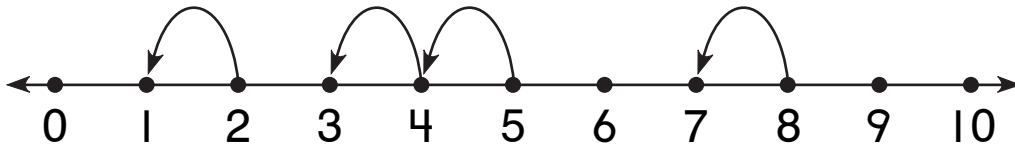
What is the rule?

1.

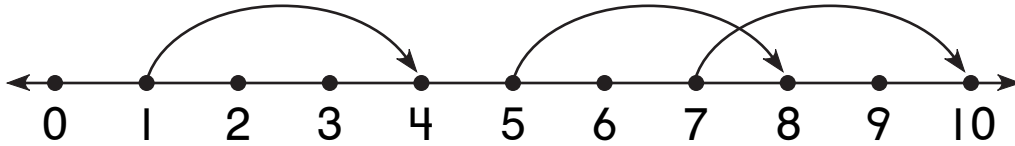


add 2

2.



3.



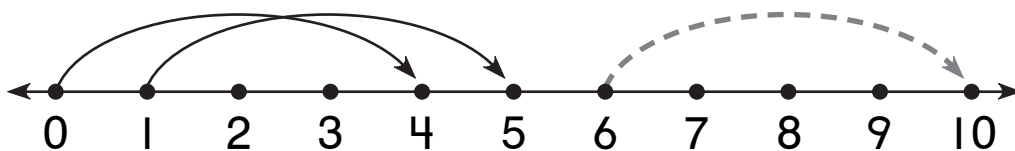
4. Make your own. Draw jumps on the number line.
What is the rule?



NOTE: Your child is learning to identify patterns in jumps on a number line. Have your child explain how to find the rule for Problem 4.

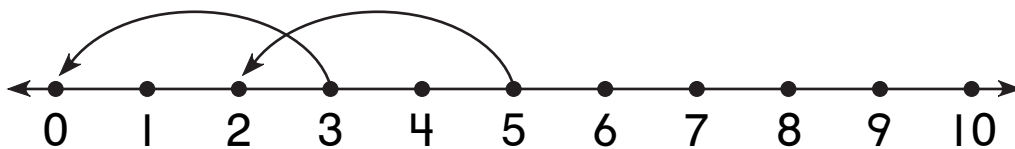
Draw the missing jumps. Complete each table.

5.



Start	0	1	6		4
Land	4	5	10	9	

6.



Start	3	5	10		7
Land	0	2		6	

7. What is the rule for Problem 6? Explain how you know.

Challenge

8. Find the rule. Complete the table.

Start	2	5	4	0		10		12
Land	7	10	9		6		20	