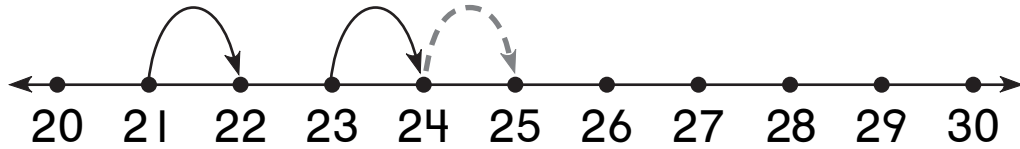


# Identifying Rules with Larger Numbers

NCTM Standards 1, 2, 6, 7, 8, 9, 10

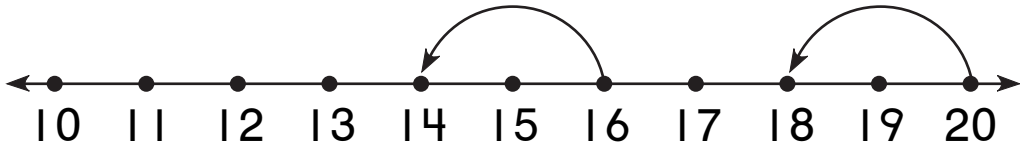
Draw the missing jumps.  
Complete each table.

1.



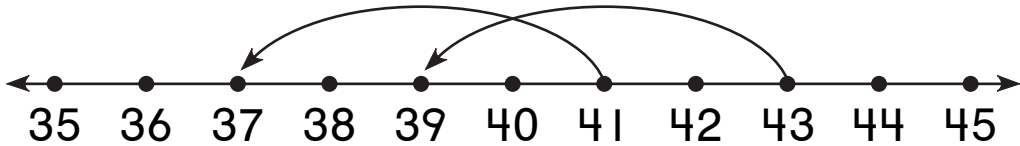
Start	21	23	24	27	
Land	22	24	25		23

2.



Start	16	20	13		18
Land	14	18		13	

3.

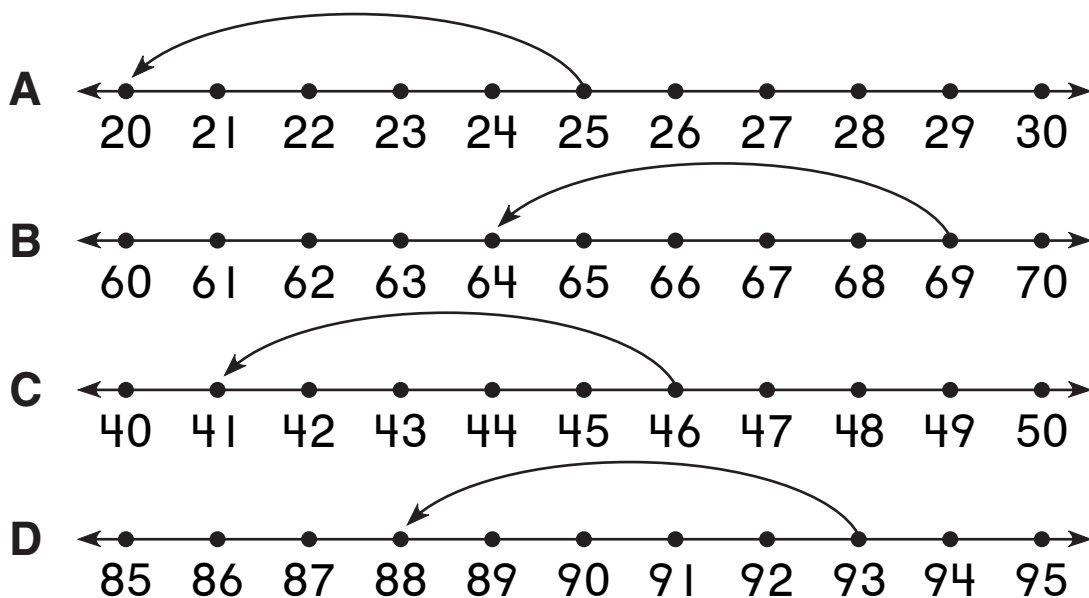


Start	41	43	42		45
Land	37	39		40	



**NOTE:** Your child is learning to identify patterns in number line jumps. Have your child tell you the rule for each problem on this page.

4. Complete the table. Use the jumps on A to D.



	<b>A</b>	<b>B</b>	<b>C</b>	<b>D</b>
<b>Start</b>	25	69	46	
<b>Land</b>	20			88

5. Make your own number line chunk.  
Show a jump that follows the rule from Problem 4.



### Problem Solving

6. Harry rakes lawns to earn money. He saves \$3 from each job. He spends the rest. What numbers are missing from the table?

	<b>Job 1</b>	<b>Job 2</b>	<b>Job 3</b>	<b>Job 4</b>
<b>Amount Earned</b>	\$5	\$7		\$4
<b>Amount Spent</b>	\$2		\$5	

