
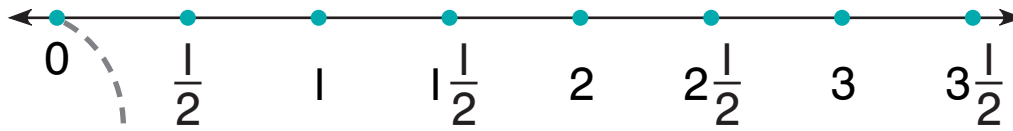



Wholes and Halves

NCTM Standards 1, 2, 6, 7, 8, 9, 10

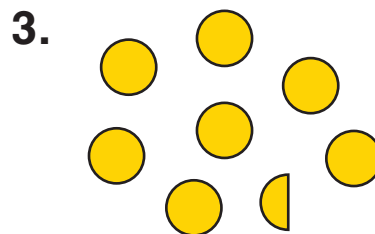
I. Match the pictures to the numbers.




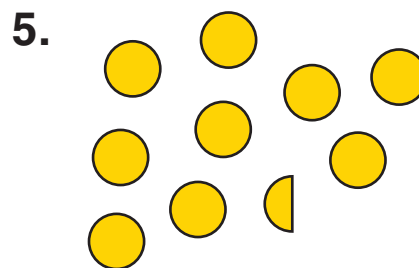
How many circles are there?



4 1/2





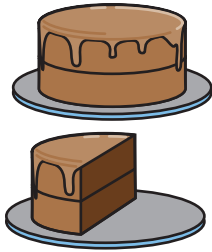




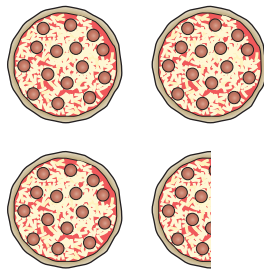
NOTE: Your child is beginning to identify quantities and write numbers that combine wholes and halves. Ask your child to tell you how many wholes and how many halves are in each picture on this page.

How many are there?


6.




7.




8.



9.




10.




11.



12.



13.



14.



Challenge

15. What number is halfway between 0 and 5?

