

Drawing Lines and Intersections

NCTM Standards 1, 3, 6, 8, 9, 10

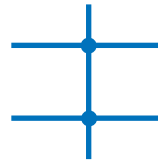
Where do the lines intersect?
Complete each table.

1.



| | |
|---|---|
| — | |
| | 2 |
| + | 2 |

2.



| | |
|---|--|
| — | |
| | |
| + | |



3.



| | |
|---|---|
| — | |
| | 0 |
| + | |

4.



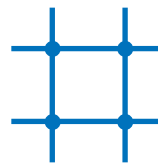
| | |
|---|---|
| — | 0 |
| | |
| + | |

5.



| | |
|---|--|
| — | |
| | |
| + | |

6.



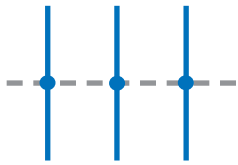
| | |
|---|--|
| — | |
| | |
| + | |



NOTE: Your child is recording information about horizontal and vertical lines, and the number of places they intersect. Ask your child to explain how to complete each table.

Complete each map. Write the missing numbers.

7.



| | |
|---|---|
| — | 1 |
| | |
| + | |

8.



| | |
|---|---|
| — | |
| | 2 |
| + | |

9.

| | |
|---|---|
| — | 3 |
| | 3 |
| + | |

10.

| | |
|---|---|
| — | 2 |
| | 3 |
| + | |

11.



| | |
|---|---|
| — | 2 |
| | |
| + | 4 |

12.



| | |
|---|---|
| — | |
| | 1 |
| + | 3 |

Challenge

13. Draw the map and write the numbers.

| | |
|---|---|
| — | |
| | |
| + | 7 |