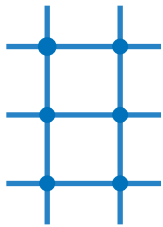


Write the missing numbers. Lessons 1, 2

1.



—	3
+	

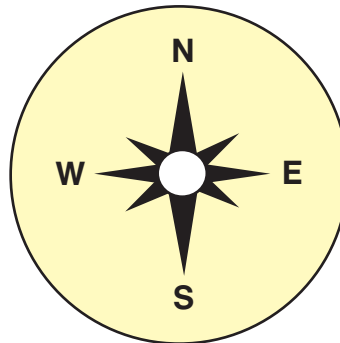
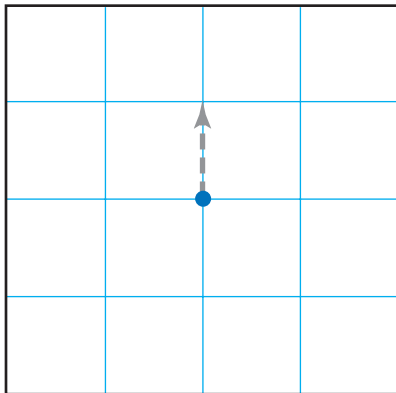
2.



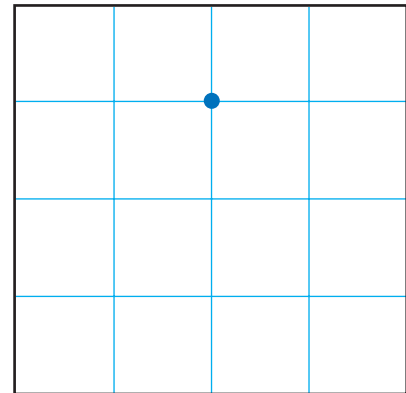
—	
+	

Follow the directions to draw each path.
Start at the dot. Lessons 3, 4

3. NESSWN

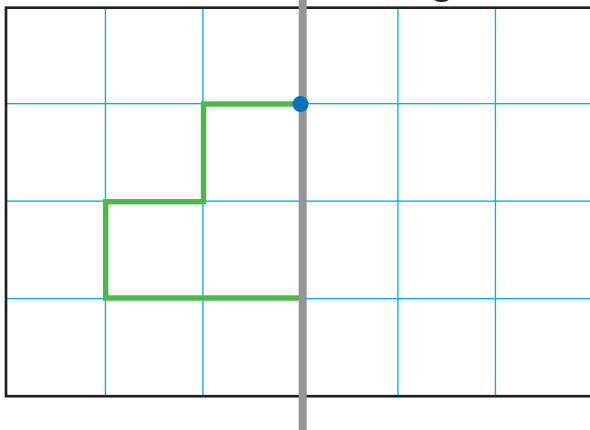


4. WSWSE



5. Start at the dot. Draw the mirror image.
Record the directions. Lessons 5, 6

left right



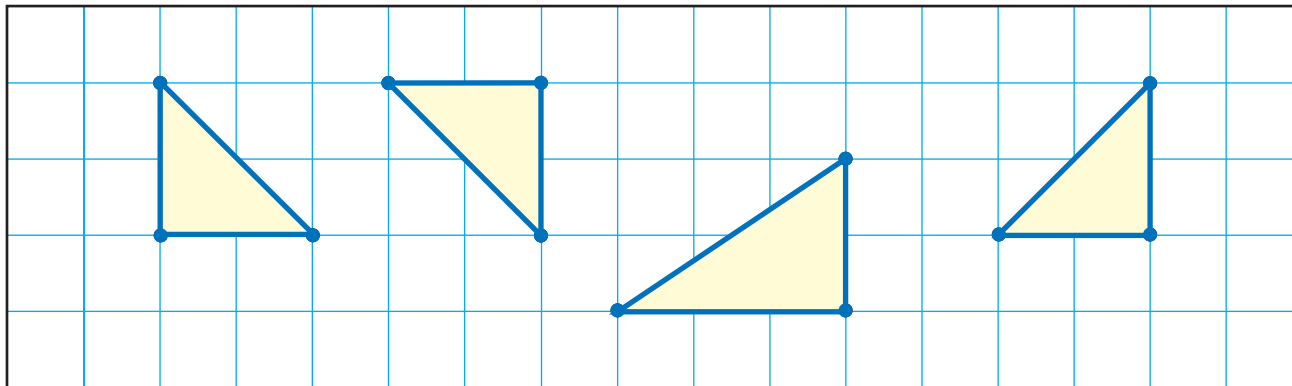
left side



right side



6. Circle the figure that does not have the same size and shape. Lesson 10



7. Match the figure to its name. Lesson 11



cylinder




rectangle



rectangular prism

Problem Solving Lessons 8, 9, 12

8. How many different rectangles cover 6 ?



_____ rectangles

