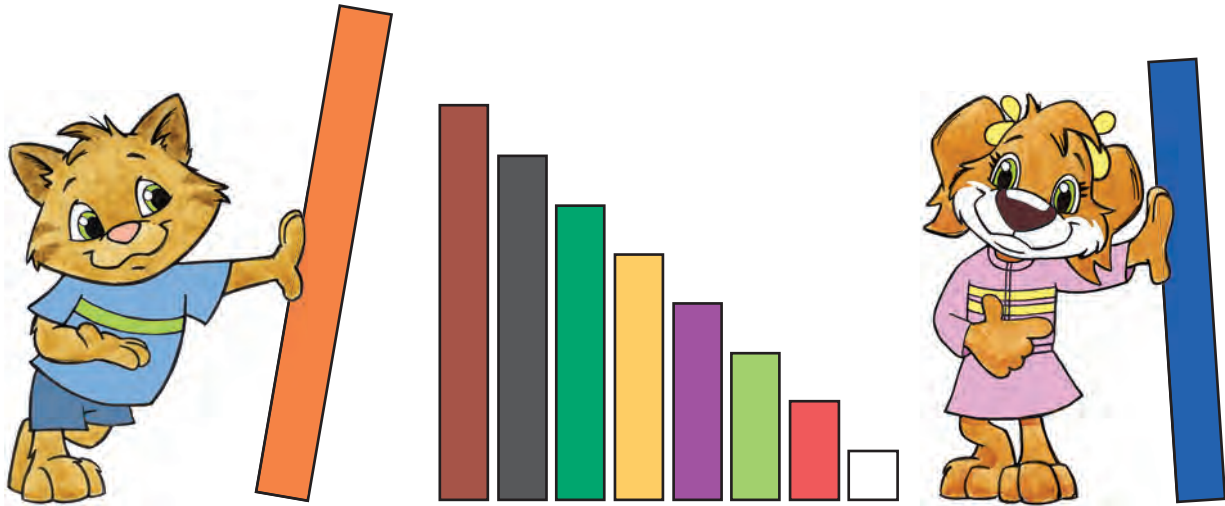


Comparing and Ordering Lengths

NCTM Standards 1, 2, 4, 6, 7, 8, 9, 10



Write $>$, $<$, or $=$.

1. red purple

red + brown purple + brown

2. yellow black

yellow + light green black + light green

3. red dark green

red + orange dark green + orange

4. blue blue

blue + purple blue + purple

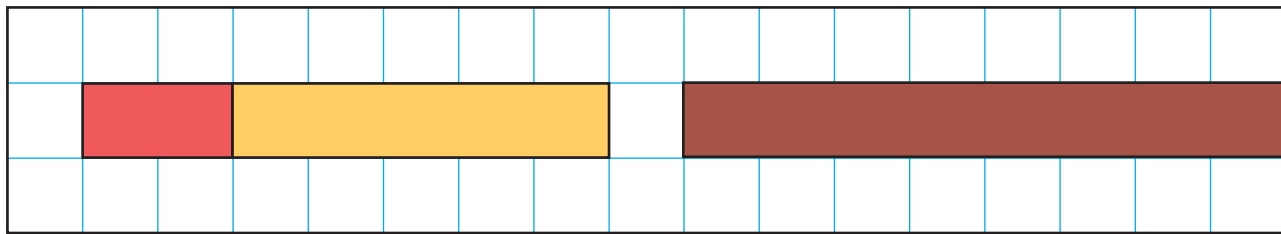


NOTE: Your child is learning to measure and compare the lengths of classroom objects, such as the rods on this page.



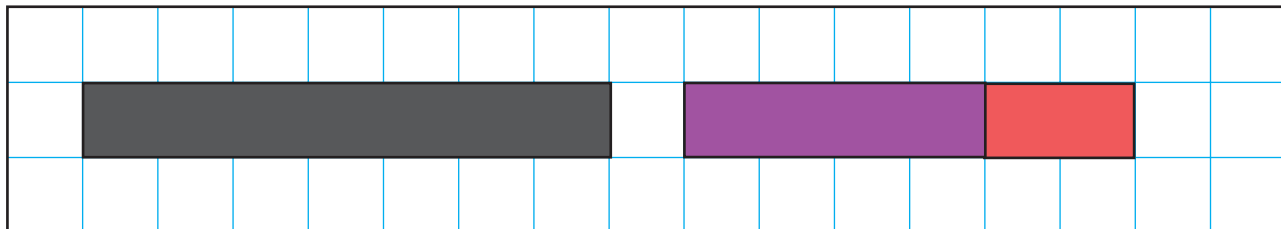
Write $>$, $<$, or $=$.

5.





$$2 + 5 \bigcirc 8$$

6.



$$7 \bigcirc 4 + 2$$

7. Make your own.



Problem Solving

8. Find these objects in your classroom.
List them in order from shortest to longest.

