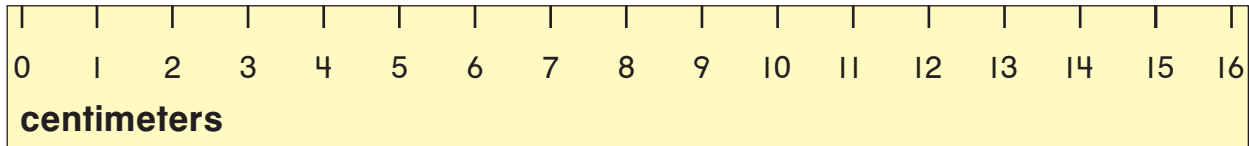


# Measuring with a Centimeter Ruler

NCTM Standards 1, 4, 6, 7, 9, 10

Measure to the nearest centimeter.



1.



about 12 centimeters

2.



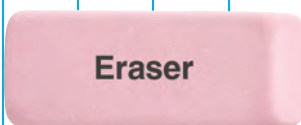
about \_\_\_\_\_ centimeters

3.

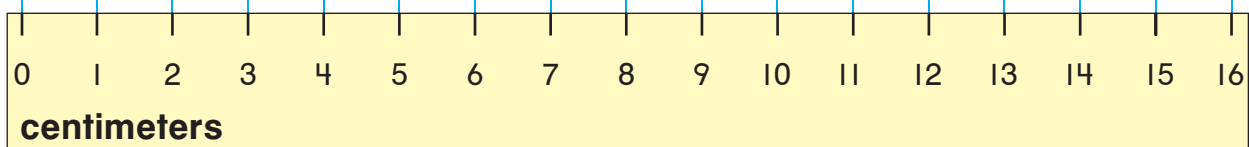


about \_\_\_\_\_ centimeters

4.

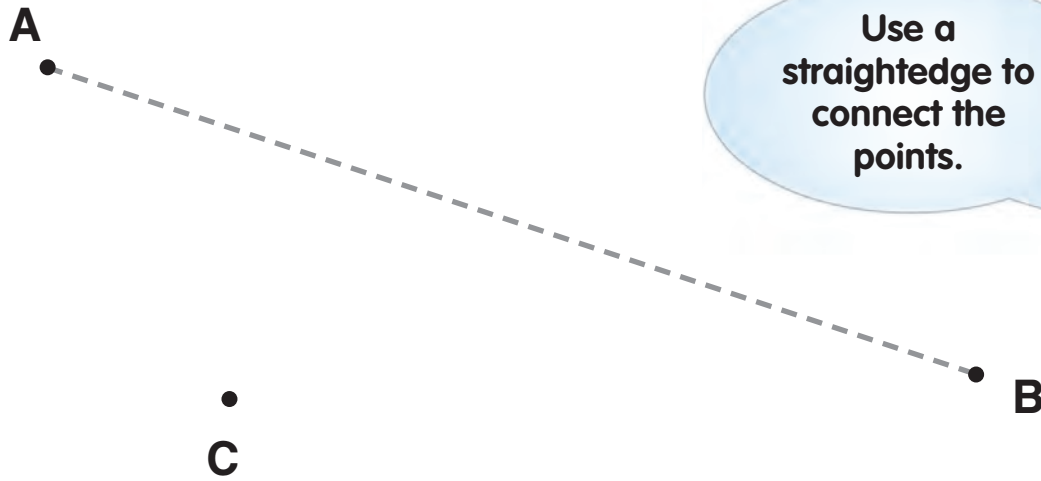


about \_\_\_\_\_ centimeters



**NOTE:** Your child is learning to measure the length of classroom objects using a centimeter ruler. You may wish to ask your child to measure an object at home to the nearest centimeter.

5. Connect the dots.



---

Measure each line above to the nearest centimeter.

6. A to B about \_\_\_\_\_ centimeters

---

7. C to A about \_\_\_\_\_ centimeters

---

8. B to C about \_\_\_\_\_ centimeters

### Challenge

9. Connect the dots that are about 6 centimeters apart.

