


Chapter 12

Review/Assessment

NCTM Standards 1, 3, 4, 6, 9, 10

1. About how long is the line?

Lesson 1



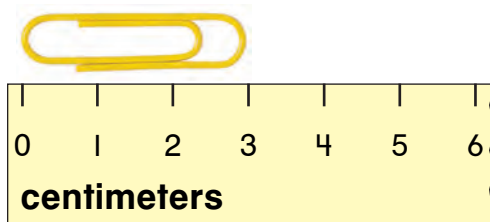
about _____ paper clips

2. Write $>$, $<$, or $=$. Lesson 2



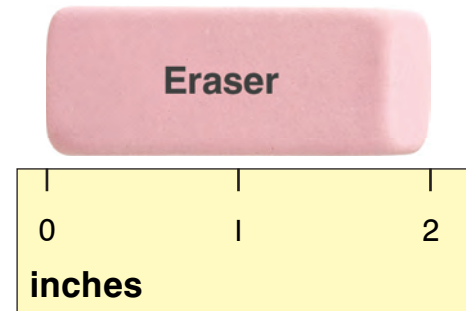
purple ○ green

3. About how many centimeters long is the paper clip? Lesson 3



about _____ centimeters

4. About how many inches long is the eraser? Lesson 4



about _____ inches

5. Which figure is the smallest? Lesson 5

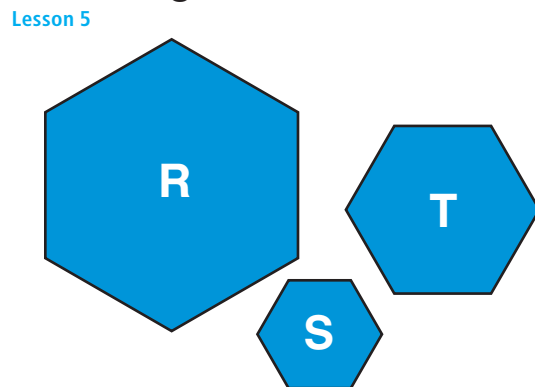



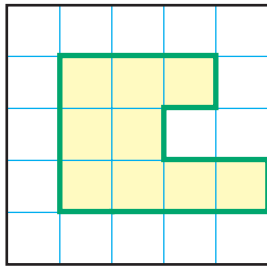
Figure _____

6. Draw a figure with a smaller area. Lesson 6



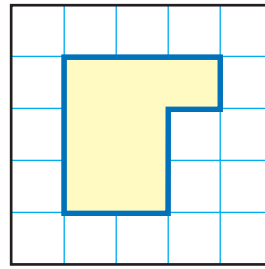
What is the area of each figure? Lessons 7 and 8

7.




_____ 

8.



_____ 

9. Which figure will fit inside of the other? Lesson 9



10. Order the containers from holds the least to holds the most. Lessons 10 and 11



Problem Solving Lesson 12

11. Elena makes a quilt with 12 squares patches. The patches are all the same size. How many rectangles can she make?

_____ rectangles