















# Data Analysis and Probability

Use the pictograph to answer each question.

Favorite Drink						
milk						
water						
apple juice						
orange juice						

Key: Each  stands for 1 child's choice.

- Which drink did the most children chose? \_\_\_\_\_
- How many children chose apple juice? \_\_\_\_\_ children

# Number and Operations

Fill in the missing numbers.

3.

2		6
0	3	
2		

4.

3	2	
1		5
		10