





Write the correct answer.

For 1 to 3, use the pictograph.

FAVORITE LUNCH	
Burger	
Pizza	
Sandwich	
Soup	

Key: Each  = 5 students.

1 How many students chose pizza as their favorite lunch?

_____ students

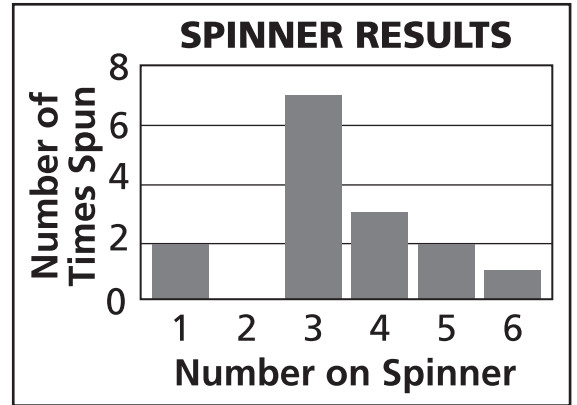
2 How many students chose a favorite lunch?

_____ students

3 How many more students chose a burger than soup?

_____ students

For 4 and 5, use the bar graph.
The graph shows how many times a spinner landed on each number.



4 How many times was a number greater than 3 spun?

5 How many results are possible?

For 6 to 8, use the price chart.

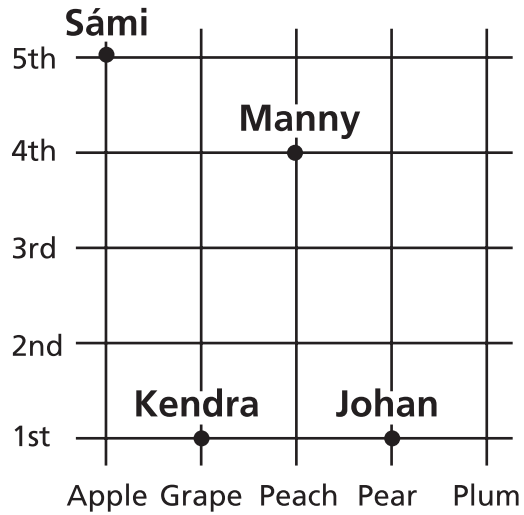
		Magazines			
		0	1	2	3
Books	0	\$0	\$2	\$4	\$6
	1	\$3	\$5	\$7	\$9
	2	\$6	\$8	\$10	\$12
	3	\$9	\$11	\$13	\$15

6 Which purchase costs \$10?

7 How much more does it cost for one book than for one magazine?

8 If you gave the clerk \$20 and got \$5 change, what did you buy?

For 9 to 11, use the street map.



9 Who is at the intersection of Pear and 1st?

10 At what intersection is Manny standing?

11 What is the fewest number of blocks Sámi must walk to meet Johan?
