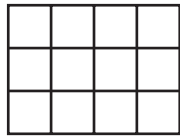


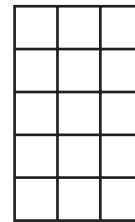


**Show the fractions on the grids.**

- 4 Draw lines to cut the figure into fourths. Shade 3 fourths.



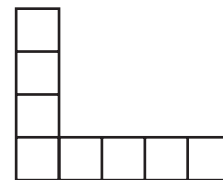
- 5 Draw lines to cut the figure into fifths. Shade 2 fifths.



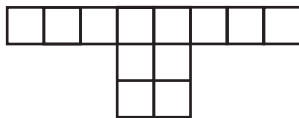
- 6 Draw lines to cut the figure into fifths. Shade 4 fifths.



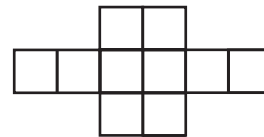
- 7 Draw lines to cut the figure into fourths. Shade 2 fourths.



- 8 Draw lines to cut the figure into sixths. Shade 3 sixths.



- 9 Draw lines to cut the figure into fifths. Shade 3 fifths.



- 10 **Challenge** Figure A was cut from figure B. It is one fifth of figure B. Draw what figure B could look like.

