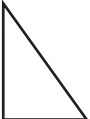



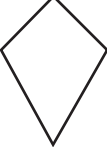

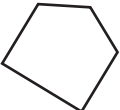


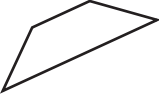
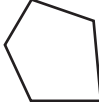




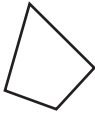

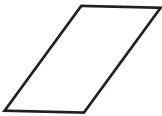


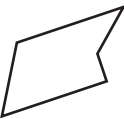





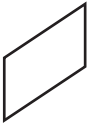





# Identifying Congruent Figures

Circle the figure that is congruent to the figure on the left.

<b>1</b>						
<b>2</b>						
<b>3</b>						
<b>4</b>						
<b>5</b>						



## Test Prep

- 6** You toss a coin and a number cube labeled 1 to 6. You want to write a list of all possible outcomes. Explain how you can be sure your list includes all the possible outcomes.

---



---



---



---