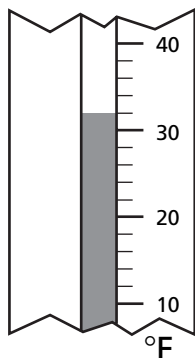


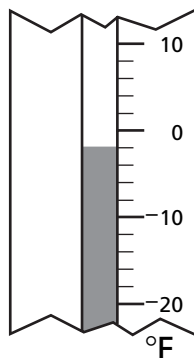
# Analyzing Temperature Data

Use the pictures of the thermometers to complete the table below.

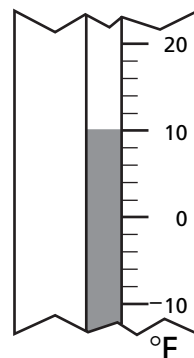
**A**



**B**



**C**



**1**

Thermometer	A	B	C
Temperature ( $^{\circ}\text{F}$ ) on the thermometer (T)	<u>32<math>^{\circ}\text{F}</math></u>	_____	_____
$T - 10$	<u>22<math>^{\circ}\text{F}</math></u>	_____	_____
$T + 7$	_____	_____	_____
$T - 3$	_____	_____	_____



## Test Prep

**2** Which of the following describes a rule for this pattern?

4, 12, 20, 28, 36

- A. Add 4                      C. Add 10  
B. Add 8                      D. Add 12

**3** Mr. Chavez’s classroom has 6 rows of desks. There are 4 desks in each row. How many desks are in the classroom?

- A. 2                              C. 24  
B. 10                            D. 25