


**Write the correct answer.**

**For 1–3, use a ruler to complete the angles.**

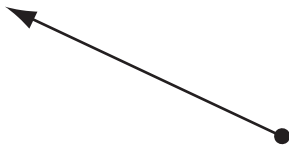
- 1 Draw an acute angle.



- 2 Draw a right angle.



- 3 Draw an obtuse angle.



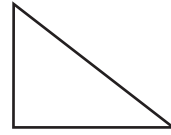
**For 4–5, name the triangle with all the labels that apply: acute, right, obtuse, scalene, isosceles, or equilateral.**

- 4



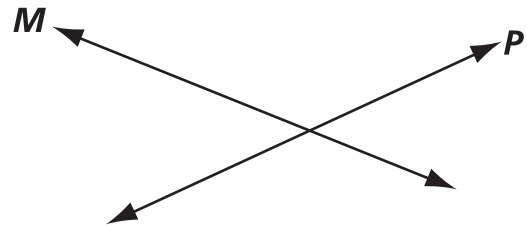
\_\_\_\_\_

- 5



\_\_\_\_\_

**For 6–7, use the diagram.**



- 6 Draw a line that is parallel to line *M*. Label it *A*.
- 7 Draw a line that is perpendicular to line *P*. Label it *B*.

**For 8–11, use a ruler to complete each figure.**

- 8 Draw a parallelogram that is not a rectangle. Explain how you know it is a parallelogram.

\_\_\_\_\_  
 \_\_\_\_\_  
 \_\_\_\_\_

**9** Draw a rhombus that is not a square. Explain how you know it is a rhombus.

---



---



---

**10** Draw a trapezoid. Explain how you know it is a trapezoid.

---



---



---

**11** Draw a rectangle that is not a square. Explain how you know it is a rectangle.

---



---

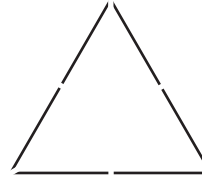


---



---

**12** Draw all the lines of symmetry in the figure below.



**13** Which transformation could have been used to move the star from A to B?




---

**14** Look for a pattern to solve.  
All of these belong.



None of these belong.



Circle the ones that belong.

