





# Representing Decimals Using a Grid


Shade each diagram to match the number below it.


**1**   
**0.2**

**2**   
**0.650**

**3**   
**1.000**

**4**   
**0.04**

**5**   
 **$0.6 + 0.2$**

**6**   
 **$1 - 0.7$**

**7** Write these numbers in order on the number line.

0.8     $\frac{1}{5}$     0.5    0.71    0.708     $\frac{6}{10}$     0.08     $\frac{1}{2}$     0.92

