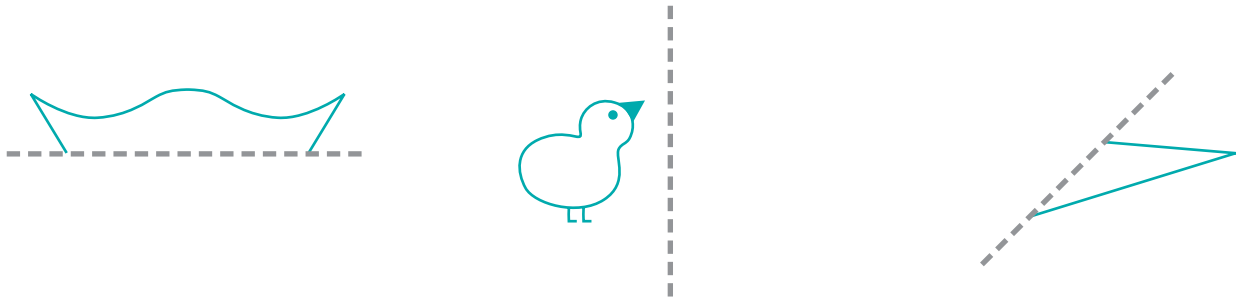


Working with Transformations

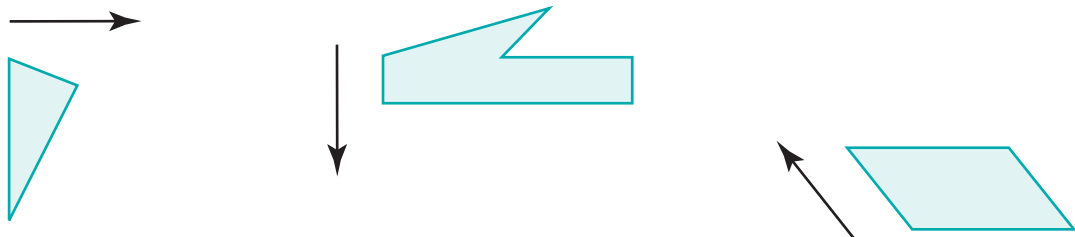
NCTM Standards 3, 6, 7, 8, 9, 10

Perform each transformation.

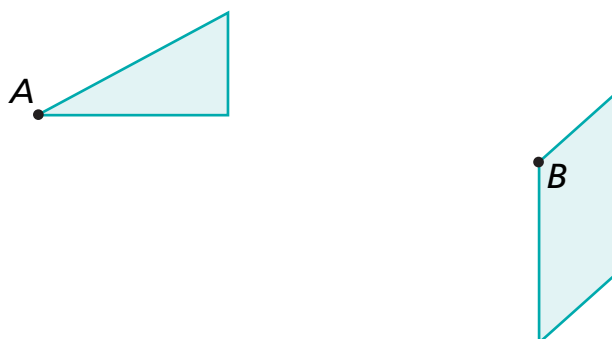
- 1 Reflect across the dotted line.



- 2 Translate in the direction of the arrow so that the resulting figure does not overlap with the original.



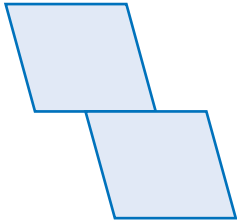
- 3 Rotate around the labeled point so that the resulting figure does not overlap with the original.



Show how to cut each figure into two congruent pieces.

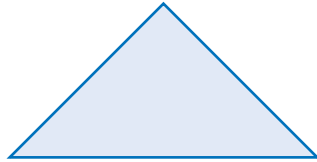
Explain why the two pieces in each figure are congruent by circling all the terms that describe the transformation.

4



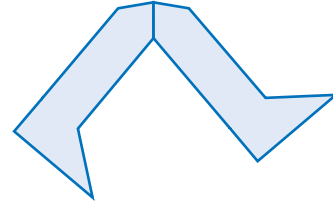
Rotation
Reflection
Translation

5




Rotation
Reflection
Translation

6




Rotation
Reflection
Translation

7



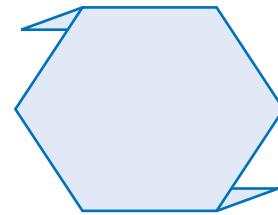
Rotation
Reflection
Translation

8



Rotation
Reflection
Translation

9 **Challenge**



Rotation
Reflection
Translation