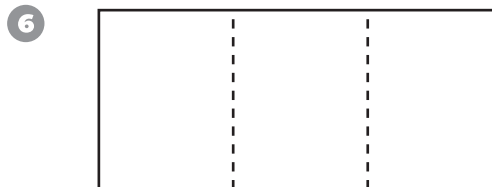
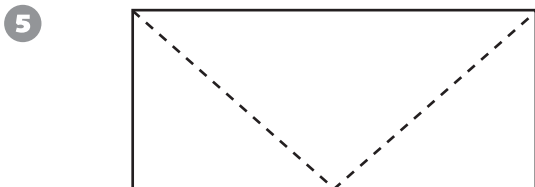
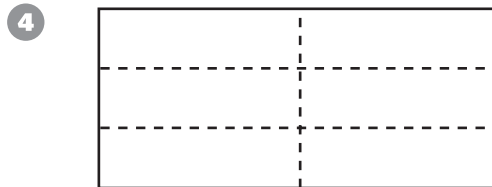

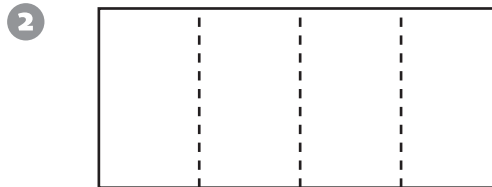
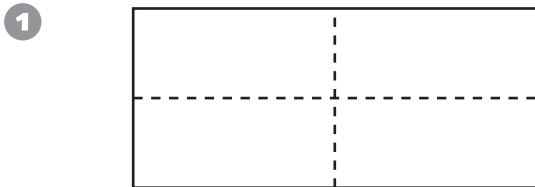


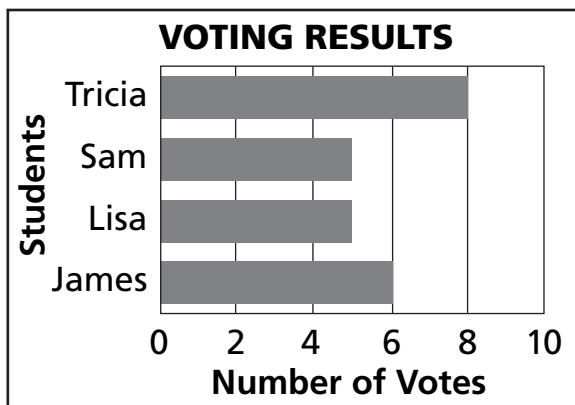
Comparing Fractions with One Half

Shade $\frac{1}{2}$ of each picture.



Test Prep

7 Ms. Lewis's class voted for a class president. The graph shows the results.



How many students voted? _____

How many students voted for Tricia? _____

How many students did not vote for Tricia? _____

What fraction of the students voted for Tricia? _____

What fraction of the students did not vote for Tricia? _____