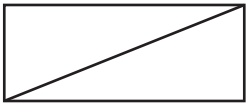
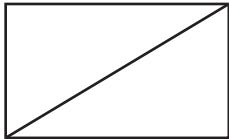


### Geometry

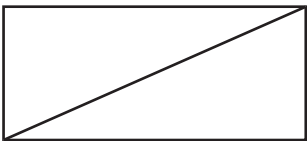
Estimate the perimeter of each rectangle. Use only whole numbers in your estimates.

1 

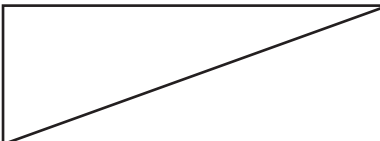
\_\_\_\_\_

2 

\_\_\_\_\_

3 

\_\_\_\_\_

4 

\_\_\_\_\_

### Reasoning and Proof

For 5–8, use the graph.

5 On how many days was the high temperature below 60°F?

\_\_\_\_\_

6 On how many days was the high temperature above 65°F?

\_\_\_\_\_

7 Estimate the range of high temperatures (the difference between the highest and lowest).

\_\_\_\_\_

8 What is a reasonable high temperature for Saturday?

\_\_\_\_\_

