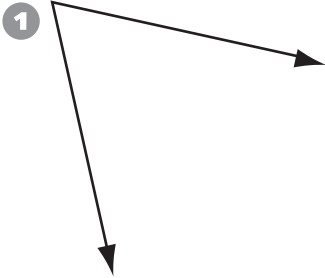
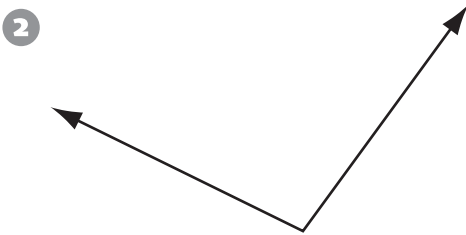
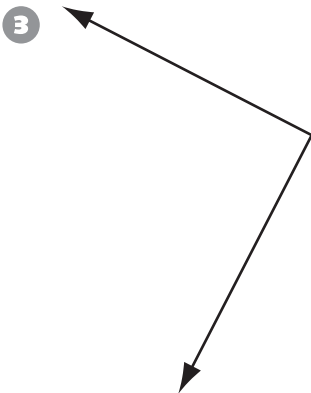


Write the correct answer.

For 1–3, identify the angle as *acute*, *right*, or *obtuse*. Then use a protractor to measure the angle to the nearest 5°.

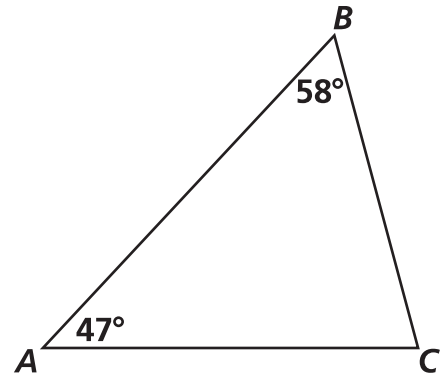






© School Specialty

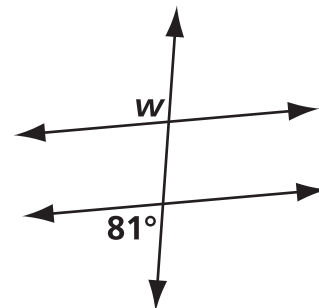
For 4–5, use triangle ABC.




4 What is the measure of angle C?

5 Describe the triangle. Use one term to describe the angle measures and another to describe the side lengths.

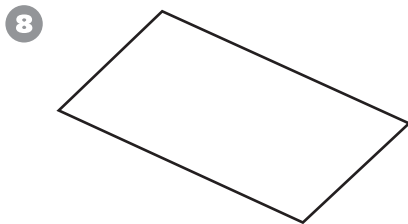
6 What is the measure of angle *w*?

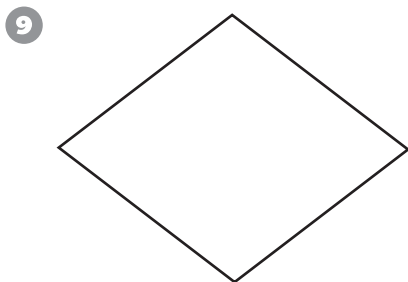


- 7 Use a ruler and a protractor. In the space below, construct triangle *RST* so that $\angle R$ is 67° , $\angle S$ is 54° and side \overline{RS} is 6 centimeters.

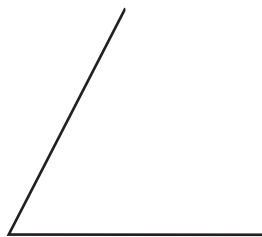


For 8–9, look for pairs of congruent sides and congruent angles. Write the name that best describes the figure.

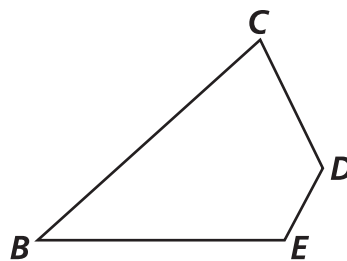




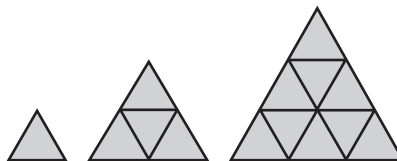
- 10 Complete the quadrilateral so that it has exactly two lines of symmetry. Name the figure you have drawn.



- 11 In quadrilateral *BCDE*, $\angle B$ has a measure of 42° , $\angle C$ is 74° , and $\angle D$ is 118° . Without using a protractor, what is the measure of $\angle E$?



- 12 You can make similar triangles using pattern blocks. The first three figures are shown below.



How many small triangles would be needed to make the eighth large triangle in the pattern?
