

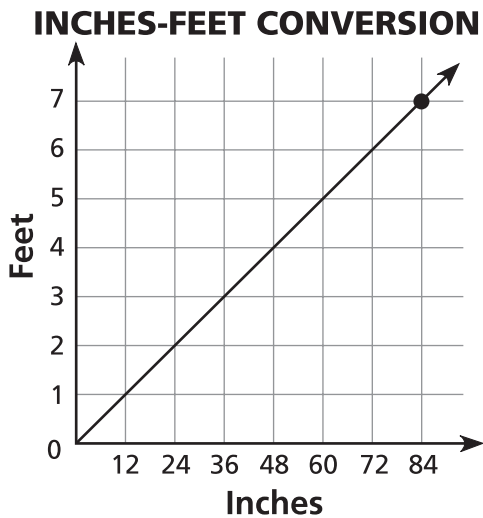
Write the correct answer.

- 1 Which numbers do X and Y stand for in the Inches-Feet Conversion table?

Inches	12	24	X	48	60	Y
Feet	1	2	3	4	5	6

- 2 After completing the table, Elsa is going to make an Inches-Feet Conversion graph. She will label the horizontal axis *Inches* and plans to use multiples of 12 for the scale. If she uses two more multiples of 12 than she needs for the data in the table, what will be the greatest number she writes for the scale on the horizontal axis?

For 3 and 4, use the graph.

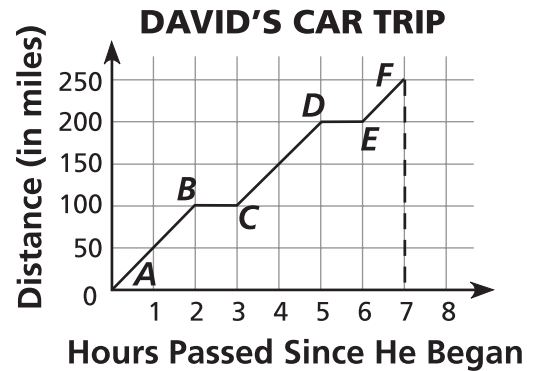


© School Specialty

- 3 What is the ordered pair that names the point plotted on the graph?

- 4 Why is a graph of inches-to-feet conversions always a straight line?

For 5–7, use the graph.



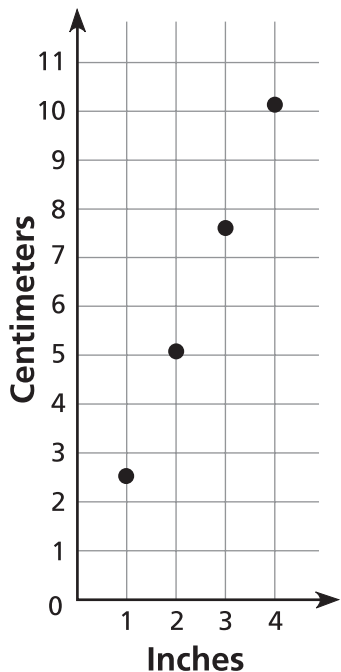
- 5 How far did David drive during the time period shown by line segment AB?

6 David's first stop on the trip was to eat lunch. How long did he stop for lunch?

7 David stopped a second time to rest. How much farther did he have to drive after resting?

For 8–9, use the Inches-Centimeters Conversion graph.

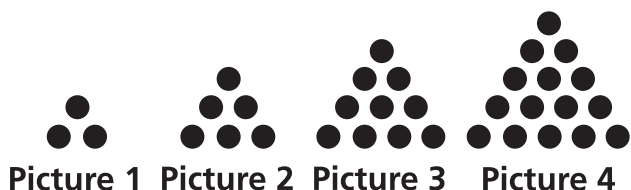
INCHES-CENTIMETERS CONVERSION



8 About how many centimeters long is an object that measures 2 inches?

9 About how many inches long is an object that measures 10 centimeters?

For 10–11, use the sequence of pictures.



10 Which number completes the table?

Picture Number	1	2	3	4	5
Number of Dots	3	6	10	15	■

11 How many dots would be in the seventh picture?
