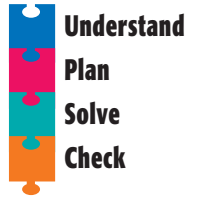


Problem Solving Strategy

Make a Table

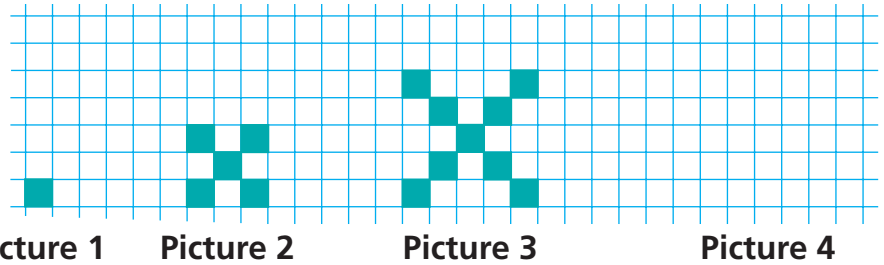
NCTM Standards 1, 2, 6, 7, 8, 10



Find a rule to describe this pattern by making a graph.

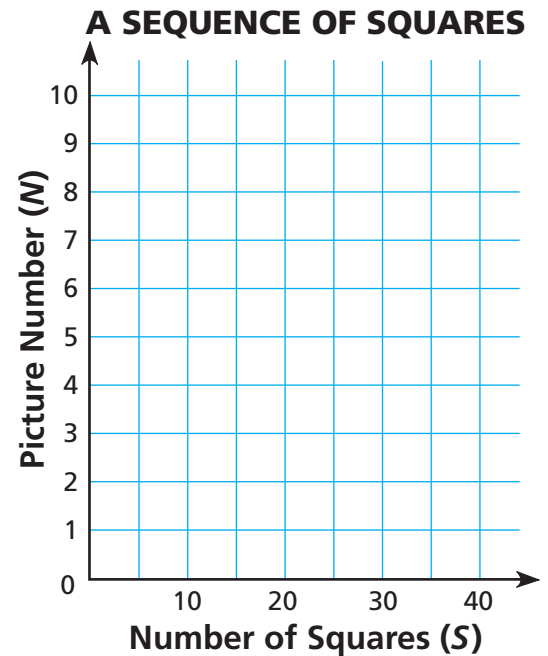
1 Draw the next picture in this sequence.

2 Complete the table below.



3 Make a graph using the picture number as the first coordinate and the number of small squares as the second coordinate. Draw a line to connect the points.

Picture Number	Number of Squares
1	
2	
3	
4	
5	
10	
N	



4 Use the graph to find the number of squares in Picture 6 and in Picture 8.

Picture 6: _____ squares Picture 8: _____ squares

5 Describe in words how to predict the number of squares in Picture N .
