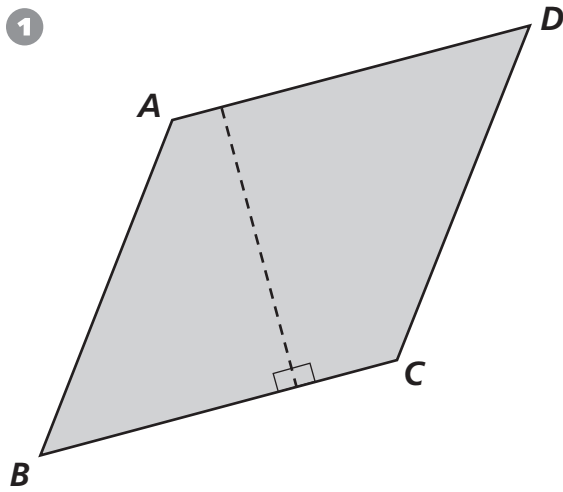


Measuring to Find Areas of Parallelograms

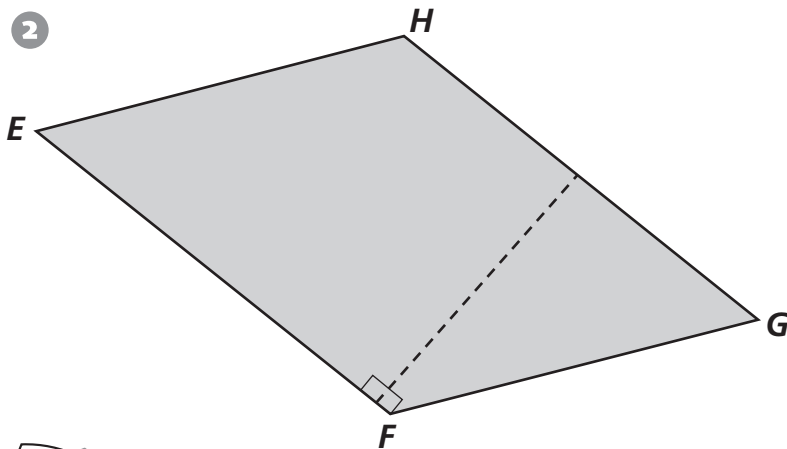
Cut out the ruler on the right, if needed. Measure the sides and height of each parallelogram to the nearest cm. Record the area and perimeter for each figure.

1

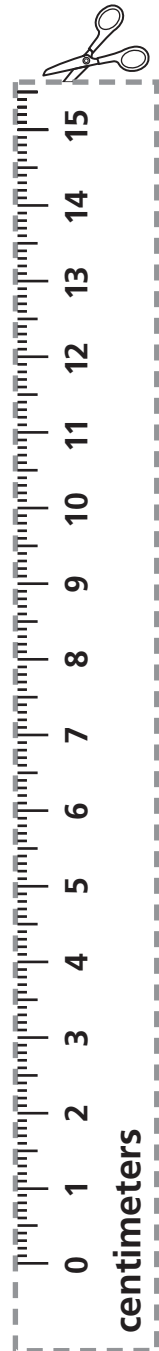


Base \overline{BC} _____
 Height _____
 Area _____
 Perimeter _____

2



Base \overline{EF} _____
 Height _____
 Area _____
 Perimeter _____



Test Prep

B Mario noticed that if he put 4 stickers on each page of his sticker album, he would have 2 left over. If he put 3 on each page, there would also be 2 left over. Mario had more than 10 stickers, but fewer than 30 stickers. How many stickers did he have?

- | | |
|----------------------|----------------------|
| A. 12 or 26 stickers | C. 14 or 21 stickers |
| B. 14 or 26 stickers | D. 13 or 25 stickers |